

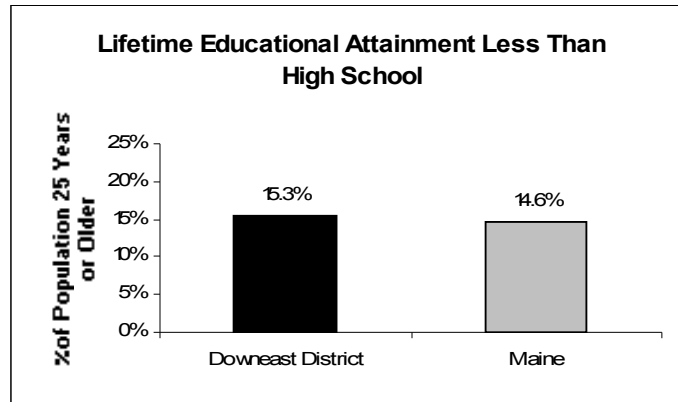
**DOWNEAST DISTRICT:**

**Demographics**

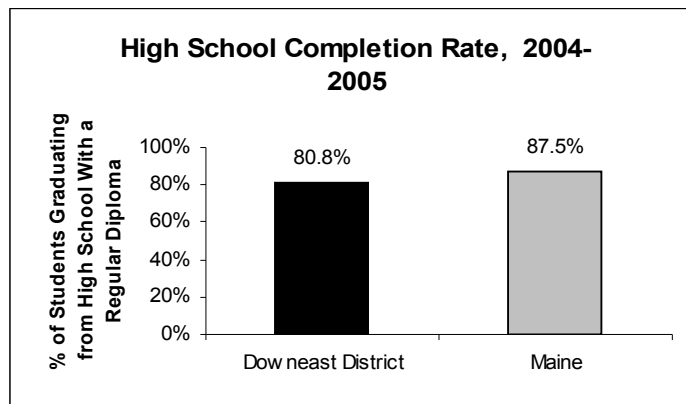
**Socio-Economic Status**

Socio-economic status (SES), as measured by factors such as income and educational attainment, is highly related to health status. Numerous health disparities are linked to inequalities in SES.

Mechanisms by which SES contributes to health status include barriers to access of quality health care and prevention, environmental and behavioral factors, and generally high levels of stress. Data on educational attainment and income status, as presented below, are obtained through the Maine Department of Education and the U.S. Census.



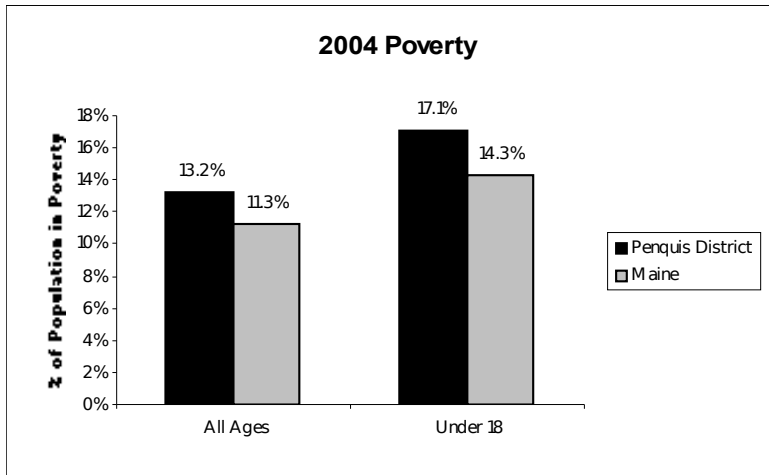
Source: 2000 Census; % of population 25 and older with < high school education



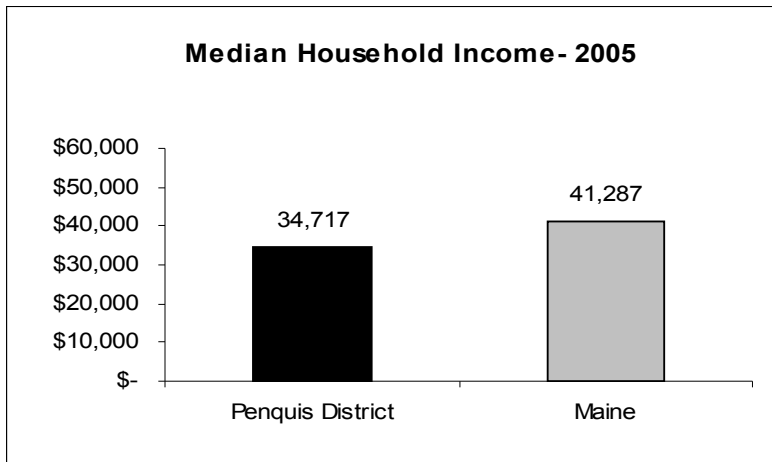
Source: 2004-2005 Maine Department of Education

	<b>Downeast District Number</b>	<b>Downeast District Percent</b> (± Margin of Error)	<b>Maine State Percent</b> (± Margin of Error)
Lifetime Educational Attainment Less Than High School <sup>1</sup>	9,164	15.3 (±0.3)	14.6 (±0.1)
High School Completion <sup>2</sup>	881	80.8 (±5.4)	87.5 (±1.5)

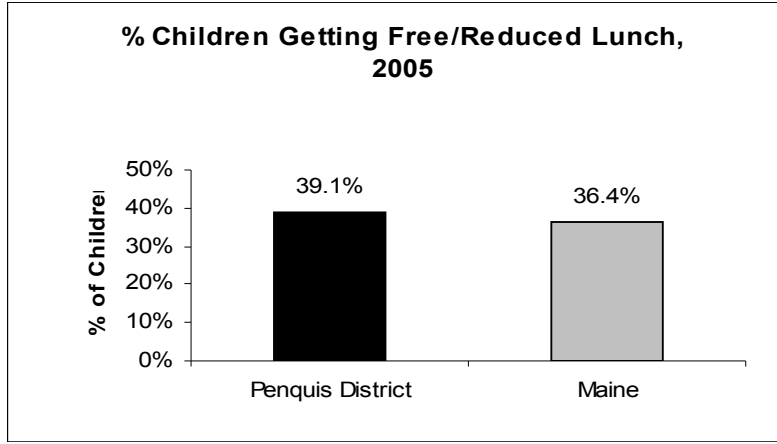
1) Source: 2000 Census; Less than high school education among those 25 years and older,  
 2) Source: Maine Department of Education; dropout rate (dropouts/students enrolled for the 2004-2005 school year); based on county location of school



Source: 2004 Poverty Estimates; U.S. Census Small Areas Estimates Branch



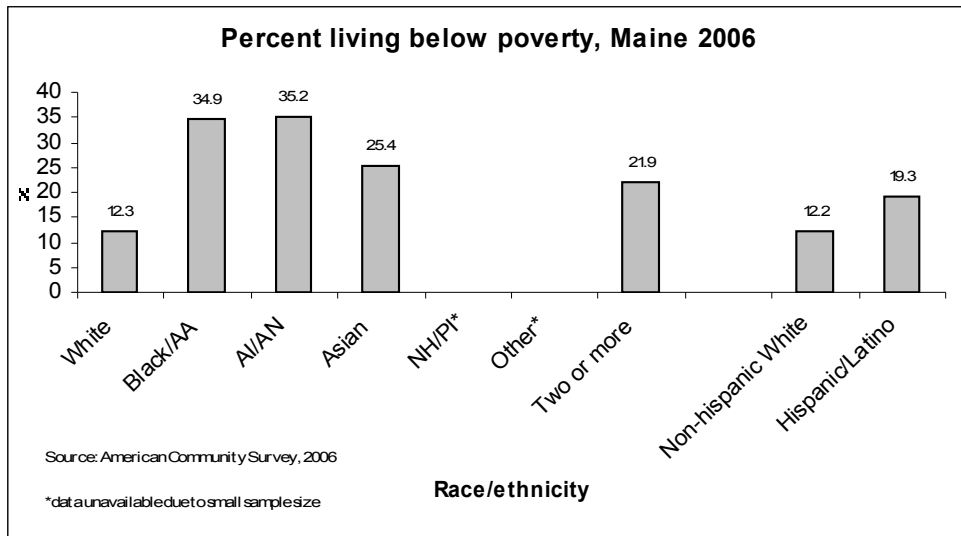
Source: 2004 Median Income Estimates; U.S. Census Small Areas Estimates Branch

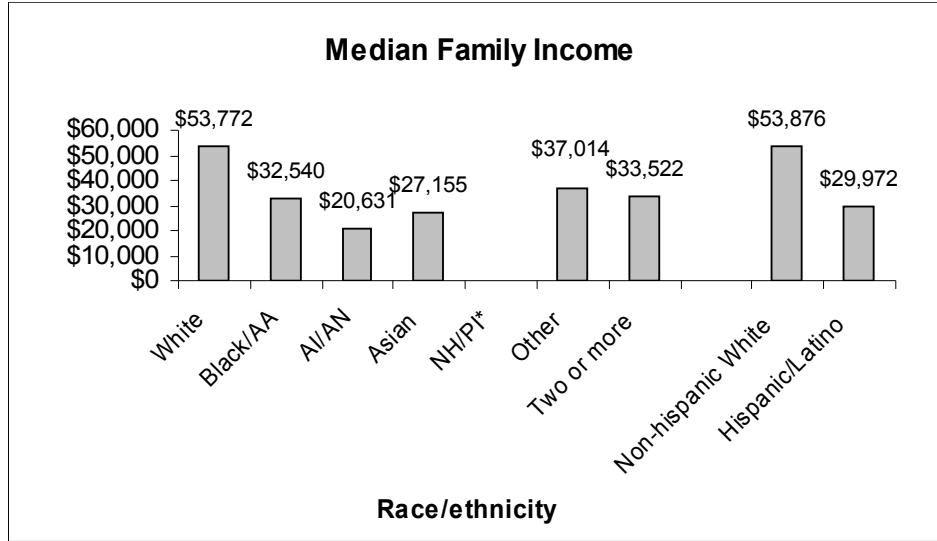


Source: Maine Department of Education: 2005 data

	Downeast District Number	Downeast District Percent (± Margin of Error)	Maine State Percent (± Margin of Error)
Poverty, All Ages <sup>1</sup>	10,943	12.6 (±0.2)	11.3 (±0.1)
Poverty, Under 18 <sup>1</sup>	2,907	17.0 (±0.6)	14.3 (±0.1)
Median Household Income <sup>1</sup>	\$33,834	N/A	\$41,287
Children On Free/Reduced Lunch Program <sup>2</sup>	5,037	41.9 (±1.1)	36.4 (±0.3)

1. Source: 2004 Poverty Estimates; U.S. Census Small Areas Estimates Branch
2. Source: Maine Department of Education: 2005 data





Source: American Community Survey, 2006  
\*Data unavailable due to small sample size